



Willow Springs Distributing, LLC

N7071 US Highway 45, P.O. Box L Wittenberg, WI 54499

Office 715-253-3010 Fax 715-253-2009

Email: info@willowspringsdistributing.com

Toll Free 888-879-3010



Covertech Reflective Insulation & Tapes

Concrete Underpad

Part Number	Description	Size	Sq. Ft./ Roll	Net Price
Price Per Sq. Ft.				
4320-48-100	Reflective/Double Bubble/Poly clear	48" x 100'	400 sq. ft.	
4320-48-125	Reflective/Double Bubble/Poly clear	48" x 125'	500 sq. ft.	
4320-72-50	Reflective/Double Bubble/Poly clear	72" x 50'	300 sq. ft.	
4320-72-125	Reflective/Double Bubble/Poly clear	72" x 125'	750 sq. ft.	
4320-96-125	Reflective/Double Bubble/Poly clear	96" x 125'	1000 sq. ft.	



Ultra CBF

Part Number	Description	Size	Sq. Ft./ Roll	Net Price
Price Per Sq. Ft.				
1620-48-125	Bubble/Reflective/Bubble	48" x 125'	500 sq. ft.	

Reflective Duct Wrap Insulation

Part Number	Description	Size	Sq. Ft./ Roll	Net Price
Price Per Sq. Ft.				
2290-48-050	Reflective/Double Bubble/Reflective	48" x 50'	200 sq. ft.	
2290-48-100	Reflective/Double Bubble/Reflective	48" x 100'	400 sq. ft.	
2290-48-125	Reflective/Double Bubble/Reflective	48" x 125'	500 sq. ft.	



NEW PRODUCTS

Part Number	Description	Size	Sq. Ft./ Roll	Net Price
2280-48-050	BIG 8 Multi-Layer Duct Insulation	48" x 50'	200 sq. ft.	
7280-48-050 ✘	BIG 8 Multi-Layer Duct Insulation Outdoor	48" x 50'	200 sq. ft.	
2299-02-050	Duct Spacer Strips for R6 and R8	2" x 50'	8.33 sq. ft.	

✘ Indicates a NON Stock product at Willow Springs and is special order

If there is an item not in our pages that you would like to see please give us a call about custom order products!



Willow Springs Distributing, LLC

N7071 US Highway 45, P.O. Box L Wittenberg, WI 54499

Office 715-253-3010 Fax 715-253-2009

Email: info@willowspringsdistributing.com

Toll Free 888-879-3010



Covertch Reflective Insulation & Tapes

Between Joist Insulation

Part Number	Description	Size	Sq. Ft./ Roll	Net Price
Price Per Sq. Ft.				
2222-16-125	Reflective/Double Bubble/Reflective	16" x 125'	167 sq. ft.	
2222-18-125	Reflective/Double Bubble/Reflective	18" x 125'	187.5 sq. ft.	
2222-24-125	Reflective/Double Bubble/Reflective	24" x 125'	250 sq. ft.	

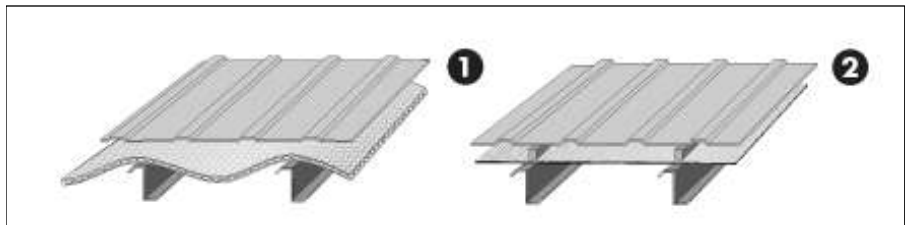


All Between Joist Insulation Products are in Tab 2 format (5/8" - 3/4" tab on both sides)

New 286 Metal Building Products

Part Number	Description	Size	Sq. Ft./ Roll	Net Price
6573-48-125	Reflective/Oversized Single Bubble/ Poly white	48" x 125'	500 sq. ft.	
6573-72-125 ✘	Reflective/Oversized Single Bubble/ Poly white	72" x 125'	750 sq. ft.	

QuickSeam Format (Tape and Tab)



NT Radiant Barrier Foils

Part Number	Description	Size	Sq. Ft./ Roll	Net Price
1800-48-125	Ultra NT	48" x 125'	500 sq. ft.	

Adhesive Tapes

Part Number	Description	Size	Rolls/Case	Net Price
15212	Metalized Tape	2" x 150'	24	
15213	Metalized Tape	3" x 150'	16	
15852	White Poly Tape	2" x 150'	24	
15853	White Poly Tape	3" x 150'	16	

✘ Indicates a NON Stock product at Willow Springs

If there is an item not in our pages that you would like to see please give us a call about custom order products!

Typical Installations

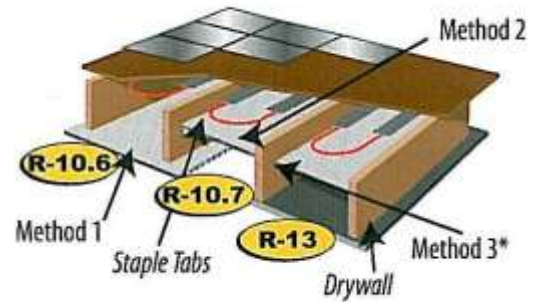
METHOD 1:

- 1) Unroll & staple rFOIL™ across the floor joists.
- 2) Seal joints & perimeter with rFOIL™ FOIL Tape (3" wide).

METHOD 2 & 3:

- 1) Using 16" wide rFOIL™ with Staple Tabs. Insert the material between the joists to 2" to 4" below heating coils, or as recommended by manufacturer instructions.
- 2) Staple into joists.
- 3) Seal ends using rFOIL™ Tape.
- 4) *Install drywall if desired, per Method #3.

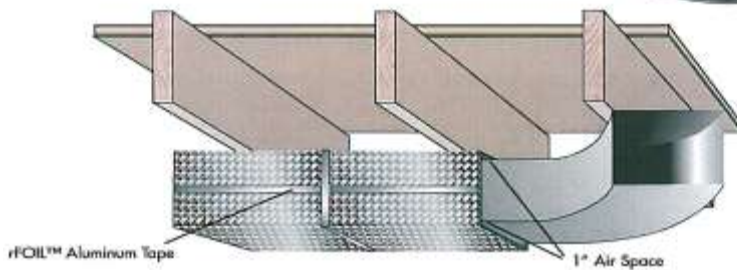
Manufacturer's Note: UltraBoard™ is designed for use under concrete.



WITH DOUBLE BUBBLE rFOIL™ DUCT INSULATION

- Quick, and easy to install
- Provides reflective insulation for radiant heat loss or gain and adds R-Value
- Unaffected by moisture and humidity
- Will not promote mold growth

R-6
with air space



Class 1 / Class A (ASTM E-84)
Passed ASTM C411



INSTALLATION METHOD:

- 1) Create a 1" air space using rFOIL™ foam spacers or equivalent material.
- 2) Wrap rFOIL™ Duct Insulation around the duct over the spacers. This will create an air space between the rFOIL™ Duct Insulation and the duct surface.
- 3) Tape all the seams using rFOIL™ aluminum tape.
- 4) Continue steps 1 to 3 until the entire Duct is insulated.

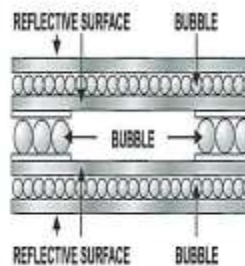
Builder's Note: For bends or curves in the duct, cut the size of the spacers to accommodate the bends or curves around the duct.

R-8 Reflective Bubble Duct Insulation Has Arrived!



PRODUCT

Size: 48" x 50'



SPECIFICATIONS

Physical Properties	Test	Value
THERMAL RESISTANCE	ASTM C205	R-8 with BUBBLE SPACERS
TEMPERATURE RANGE	ASTM C411	250 +/- 25°F
FIRE RATING	ASTM E84-09	CLASS 1 / CLASS A
EMISSIVITY	ASTM C1371	0.04
REFLECTIVITY	ASTM E903	0.996
WATER VAPOR PERMEABILITY	ASTM E96	0.029 Perm
RESISTANCE TO FUNGI & BACTERIA	ASTM C1338-03	DOES NOT PROMOTE GROWTH
BLEEDING and DELAMINATION	ASTM C1224-03	NO BLEEDING or DELAMINATION
PLIABILITY	ASTM C1224-03	NO CRACKING
TEMPERATURE and HUMIDITY RESISTANCE	ASTM C1258	Evidence of Delamination - NONE Evidence of Corrosion - NONE Loss of Metallization - MINIMAL